

# Federal political donations search

<https://www.elections.ca/content.aspx?section=fin&document=index&lang=e>

Select the “Search for Financial Returns” tab.

**Elections Canada**

Search

Hor

**Voters**  
Everything a Voter Should Know

**Elections**  
Current & Past Elections

**Resource Centre**  
Legislation, Research, Publications...

**Media**  
News Releases & Media Info

**Employment**  
Forms, Rules, Returning Officers Info...

**Political Financing**  
Political Entity Information and Financial Reports

**Political Financing**

Home / Political Financing

Search for contributions

View financial returns

View Other Reports

Download Open Data

## Political Financing

Welcome to our information portal on political entities and their financial activities. Here you can search for contributions, view different kinds of financial reports, stay informed on regulated fundraising events, and more.

**Search for Contributions** Search for contributions to political participants (as submitted or as reviewed). You have options to tailor the search and sort the results.

**Search for Financial Returns** Search the financial reports of political entities (as submitted or as reviewed).

**View Third Parties' Financial Returns** View the financial reports of registered third parties.

**View Regulated Fundraising Events** View notices and reports on regulated fundraising events submitted by registered parties.

Registered Parties.

## Search for Financial Returns

[Home](#) > [Political Financing](#) > Search for Financial Returns

### Select Search Criteria

**Political Entity - mandatory:**

- Candidates
- Leadership contestants
- Nomination contestants
- Registered associations
- Registered parties

**Select Financial Return Type - mandatory:**

Select ▼

Quarterly financial returns.

## Search for Financial Returns

[Home](#) > [Political Financing](#) > Search for Financial Returns

### Select Search Criteria

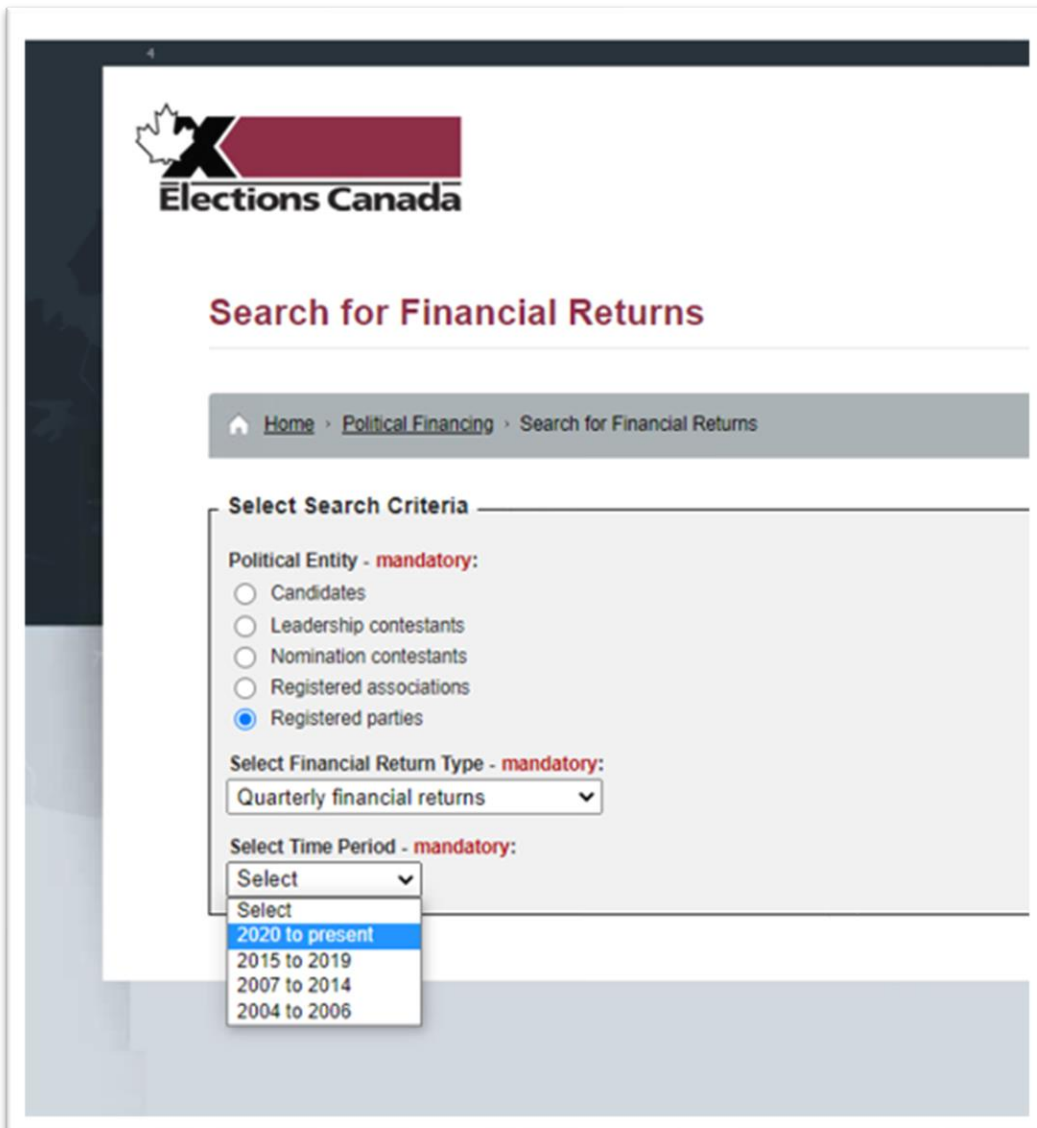
**Political Entity - mandatory:**

- Candidates
- Leadership contestants
- Nomination contestants
- Registered associations
- Registered parties

**Select Financial Return Type - mandatory:**

- Select ▼
- Select
  - Annual financial returns
  - Quarterly financial returns
  - General election expenses returns

2020 to present.



The screenshot shows the Elections Canada website interface for searching financial returns. At the top left is the Elections Canada logo, featuring a stylized 'X' with a maple leaf. Below the logo is the title "Search for Financial Returns" in a dark red font. A breadcrumb trail below the title reads "Home > Political Financing > Search for Financial Returns". The main content area is titled "Select Search Criteria" and contains three mandatory sections:

- Political Entity - mandatory:** A list of radio buttons with "Registered parties" selected.
- Select Financial Return Type - mandatory:** A dropdown menu currently showing "Quarterly financial returns".
- Select Time Period - mandatory:** A dropdown menu with a list of time periods, where "2020 to present" is highlighted in blue.

The time period options in the dropdown are:

- Select
- 2020 to present
- 2015 to 2019
- 2007 to 2014
- 2004 to 2006

Click the “Search Selected Financial Returns” tab.

**Search for Financial Returns**

Home > Political Financing > Search for Financial Returns

**Select Search Criteria**

Political Entity - **mandatory**:

- Candidates
- Leadership contestants
- Nomination contestants
- Registered associations
- Registered parties

Select Financial Return Type - **mandatory**:

Quarterly financial returns ▼

Select Time Period - **mandatory**:

2020 to present ▼

**Search Selected Financial Returns**

Here, you can select all parties or just one party. Click the “Select all Parties” tab, and the “Complete Financial Returns” option under the “Level of Detail” section and “Select all Periods.” Your screen should

look like this.

Home | About Us | Links | Help | Contact Us | Français

## Elections Canada

### Registered Party Quarterly Financial Returns

Home > Political Financing > Search for Financial Returns > Choose Registered Parties

#### Search for Registered Party Returns

[Description of Return](#)

**Enter Search Criteria**

**Return Status:**

- Data as submitted
- Data as reviewed

**Level of Detail:**

- Complete Financial Return
- Financial Return Summary
- Corrections and Revisions - available for Data as reviewed

**Political Parties - mandatory:**  Select all Parties

Bloc Québécois  
Conservative Party of Canada  
Green Party of Canada  
Liberal Party of Canada  
New Democratic Party

**Period - mandatory:**  Select all Periods

2020

**Find Parties**

**Select Registered Parties**

Financial Returns Found - Political Party / Return Type / End Period: 0

Once you have made your selections, click the “Find Parties” tab highlighted by the red triangle in the screen grab above.

## Registered Party Quarterly Financial Returns

Home > Political Financing > Search for Financial Returns > Choose Registered Parties

### Search for Registered Party Returns

[Description of Return](#)

**Enter Search Criteria**

**Return Status:**

Data as submitted  
 Data as reviewed

**Level of Detail:**

Complete Financial Return  
 Financial Return Summary  
 Corrections and Revisions - available for

**Political Parties - mandatory:**  Select all Parties

Bloc Québécois  
Conservative Party of Canada  
Green Party of Canada  
Liberal Party of Canada  
New Democratic Party

**Period - mandatory:**  
2020

**Find Parties**

**Select Registered Parties**

Financial Returns Found - Political Party / Return Type / End Period: 16

Bloc Québécois / Quarterly / Dec 2020  
Bloc Québécois / Quarterly / Jun 2020  
Bloc Québécois / Quarterly / Mar 2020  
Bloc Québécois / Quarterly / Sep 2020  
Conservative Party of Canada / Quarterly / Jun 2020  
Conservative Party of Canada / Quarterly / Mar 2020  
Conservative Party of Canada / Quarterly / Sep 2020  
Green Party of Canada / Quarterly / Jun 2020  
Green Party of Canada / Quarterly / Mar 2020  
Green Party of Canada / Quarterly / Sep 2020

**Select All** **Remove Selected**

**Search Selected**

Click the “Select All” tab, which highlights all the registered parties.

**Find Parties**

**Select Registered Parties**

Financial Returns Found - Political Party / Return Type / End Period: 16

Bloc Québécois / Quarterly / Dec 2020	
Bloc Québécois / Quarterly / Jun 2020	
Bloc Québécois / Quarterly / Mar 2020	
Bloc Québécois / Quarterly / Sep 2020	
Conservative Party of Canada / Quarterly / Jun 2020	
Conservative Party of Canada / Quarterly / Mar 2020	
Conservative Party of Canada / Quarterly / Sep 2020	
Green Party of Canada / Quarterly / Jun 2020	
Green Party of Canada / Quarterly / Mar 2020	
Green Party of Canada / Quarterly / Sep 2020	

**Select All** **Remove Selected**

**Search Selected**



Click the “Search Selected” tab.

**Registered Party Quarterly Financial Returns**

[Home](#) › [Political Financing](#) › [Search for Financial Returns](#) › [Choose Registered Parties](#) › Detailed Report

**Part 1 - Declaration**

[Description of Return](#)

**Search Criteria**

**Return Status:** ⓘ

Data as submitted  
 Data as reviewed

**Return Part**  
Part 1 - Declaration

**Political Parties Selected - Political Party / Return Type / End Period**  
Bloc Québécois / Quarterly / Dec 2020 Go

[Download](#) ⬇

[Next Part](#) [Next Return](#)

**Bloc Québécois / Quarterly / Dec 2020**

Return information	
Political party	Bloc Québécois
Return type	Quarterly
End period	Dec 2020
Chief agent's information	
Full name of chief agent	Gauthier, Sylvain

Under the “Return Status” section, the “Data as submitted” is the default. Leave it as is.

From the drop-down menu under “Return Part”, select “Part 2b - Statements of Directed Contributions Received”.

**Search Criteria**

Return Status: ⓘ

Data as submitted  
 Data as reviewed

Return Part

Part 1 - Declaration  
Part 1 - Declaration  
Part 2a - Statement of Contributions Received  
**Part 2b - Statement of Directed Contributions Received**  
Part 2c - Statement of Contributions Returned to Contributors or Remitted to the Chief Electoral Officer  
Part 2d - Statement of Transfers Received  
Part 2e - Summary of Contributions and Transfers

[↗ Next Part](#) [↗ Next Return](#)

**Bloc Québécois / Quarterly / Dec 2020**

Return information	
Political party	Bloc Québécois
Return type	Quarterly
End period	Dec 2020

Make sure your screen looks like this before selecting the “Download” tab.

**Search Criteria**

Return Status: ⓘ

Data as submitted  
 Data as reviewed

Return Part  
 Part 2b - Statement of Directed Contributions Received

Political Parties Selected - Political Party / Return Type / End Period  
 Bloc Québécois / Quarterly / Dec 2020

[Download](#) ⓘ

[Next Part](#) [Next Return](#)

**Bloc Québécois / Quarterly / Dec 2020**

Return information	
Political party	Bloc Québécois
Return type	Quarterly
End period	Dec 2020
Chief agent's information	
Full name of chief agent	Gauthier, Sylvain

Part 1 - Declaration

Description of Return

Search

Return Status

Return Part

Political Parties Selected

Bloc Québécois / Quarterly / Dec 2020

**Download**

Information

Select download format from the list.

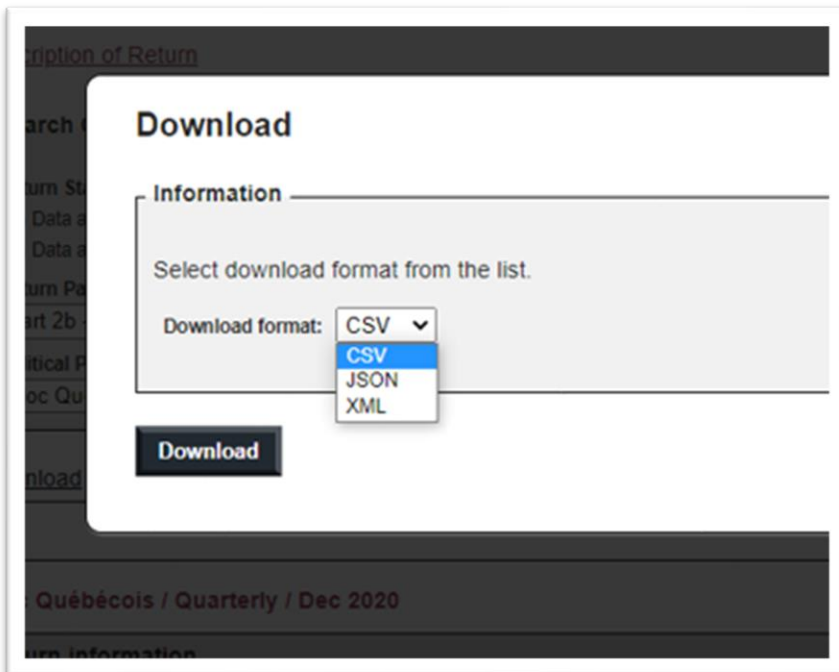
Download format:

[Download](#)

Bloc Québécois / Quarterly / Dec 2020

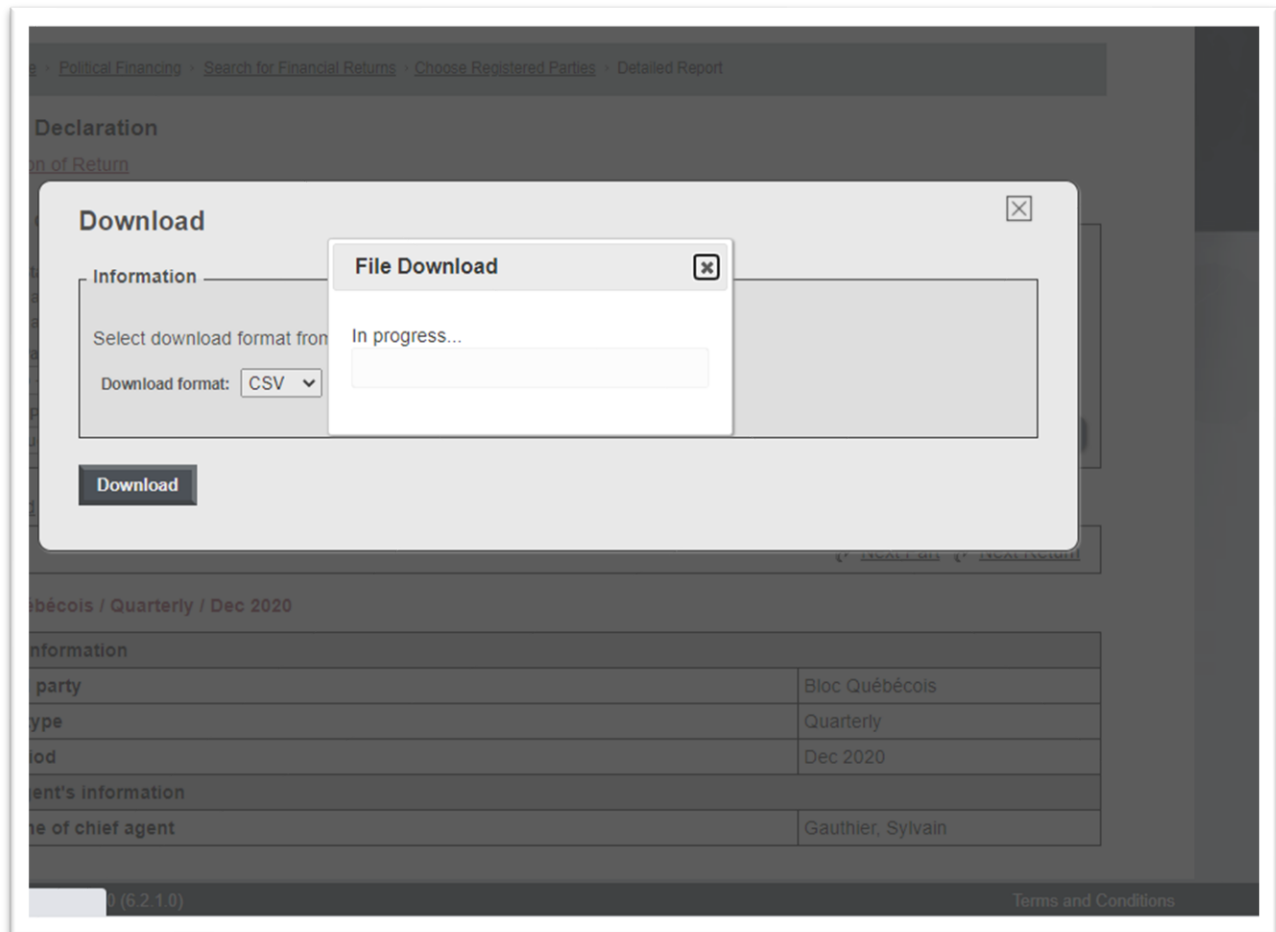
The acronym “csv” stands for “comma separated value”, a common text format on open-data sites that can be opened in a spreadsheet such as Excel or Google Sheets.

As you can see in the drop-down menu, there are two other formats.

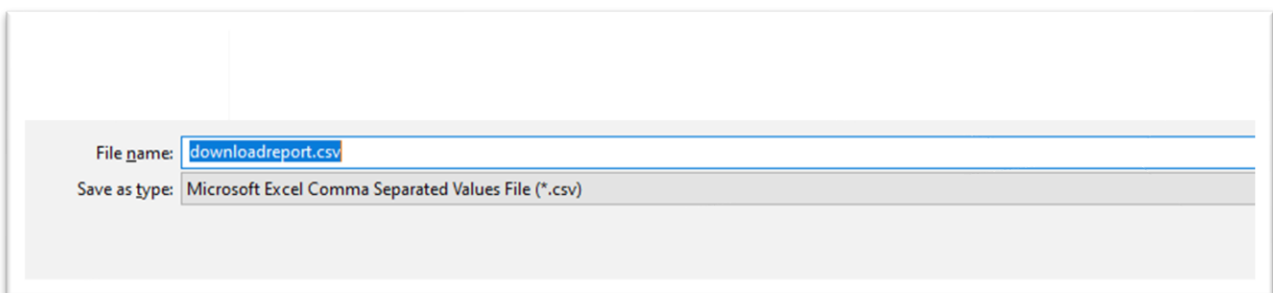


Don't worry about these database formats which are beyond the scope of what we need to know for this exercise. Suffice to know that they typically exist as alternate formats when downloading data from open-data portals such as Elections Canada's.

Select the “Download” tab.

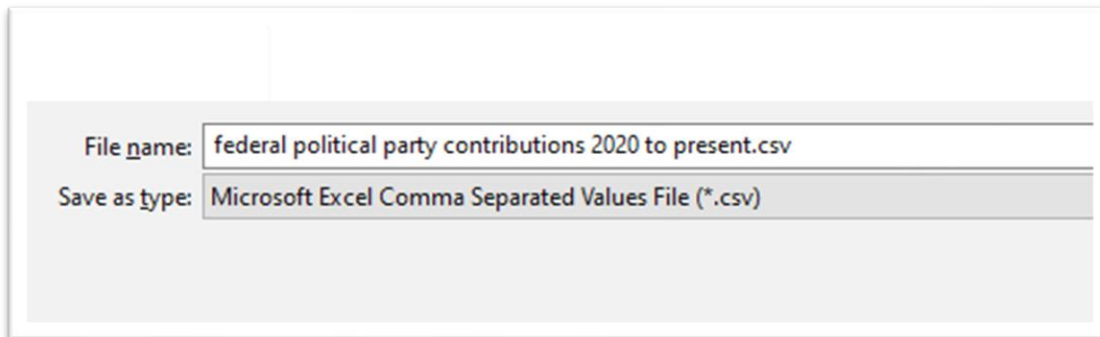


Because it's a relatively large file the process takes several seconds.



The csv file is generically named as a “download report”, which we can rename to something more meaningful such as “federal political party

contributions 2020 to present”.



Browse to the folder on your hard drive that will house this file and save.

Once you have saved, open your csv file, which should look like this.

DATE	TITLE	RETURN_STATUS	GROUP_DATA				DETAIL_DATA								
Client_id	Political_f	Return_ty	End_period	No	Contribu	Contribu	Contribu	City	Province	Postal_co	Leadership_candida	Date_rece	Total_amc	Directed_	Transferred_amount
43103	Bloc Qué	Quarterly	Mar-20												
43123	Bloc Qué	Quarterly	Jun-20												
43143	Bloc Qué	Quarterly	Sep-20												
43163	Bloc Qué	Quarterly	Dec-20												
43121	Conservat	Quarterly	Mar-20												
43141	Conservat	Quarterly	Jun-20												
43161	Conservat	Quarterly	Sep-20												
43116	Green Par	Quarterly	Mar-20												
43136	Green Par	Quarterly	Jun-20												
43156	Green Par	Quarterly	Sep-20												
43104	Liberal Pa	Quarterly	Mar-20												
43124	Liberal Pa	Quarterly	Jun-20												
43144	Liberal Pa	Quarterly	Sep-20												
43115	New Dem	Quarterly	Mar-20												
43135	New Dem	Quarterly	Jun-20												
43155	New Dem	Quarterly	Sep-20												
43115	1 Ashton	Niki						Thompso	MB	R8N0Z3	Niki Ashton	24-Jan-20	1500	1500	1500
43116	31 Akhgar	Shadan						Montreal	QC	H3X2W9	Dylan Perceval-Max	#####	10	10	0
43116	81 Aucoin	John						Montreal	QC	H3X1Y7	Dylan Perceval-Max	#####	10	10	0
43116	127 Audrey	McClean						Shipshaw	QC	G7P1C1	Dylan Perceval-Max	#####	10	10	0
43116	59 Barker	Benjamin						Hatley	QC	J0B3H0	Dylan Perceval-Max	#####	10	10	0
43116	74 Bateman	Colin						Montreal	QC	H2X2X8	Dylan Perceval-Max	#####	10	10	0
43116	5 Beaton	Brian						Frederic	NB	E3B4Y2	Judy Green	#####	100	100	0
43116	3 Beaton	Brian						Frederic	NR	F3R4Y7	Annamie Paul	#####	100	100	0

We will learn how to make sense of this data by copying, pasting, filtering, sorting, cleaning and building pivot tables.

